



Pursuant to W.S. §18-3-515, the Board of Fremont County Commissioners have received the preceding 12 months of receipts and expenditures for Fremont County Government and shall proceed with advertising by posting on the county's designated official website in the manner provided in W.S. §18-3-516(f) and published at least once in the county's designated official newspaper.



Travis Becker, Chairman

10-3-17


Date



Julie A. Freese, Fremont County Clerk

10/3/17

Date



Julie Freese, Fremont County Clerk		2016-17 FY Expenditures											
450 N. 2ND ST. #220													
LANDER, WY 82520													
Item Description	Wages/Salaries	Operations	Construction	Capital	Cash Transfers to county	Total	User Charges and fees	Federal State Grants	Designated State/Local Revenues	County general revenues	Total	comments	
	(a)	(b)	(c)	(d)	(e)		(f)	(g)	(h)	(i)			
Board of county commissioners	280,333	47,716				328,049	19,260			308,789	328,049	Budget Cuts	
County clerk	777,811	107,021		3,383		888,215	520,303			367,712	888,215	Budget Cuts	
County Treasurer	629,691	126,331		8,883		764,905	127,636			637,269	764,905	Budget Cuts	
County Assessor	717,483	131,055		8,111		856,649	498			856,151	856,649	Budget Cuts	
County Sheriff	4,128,299	922,553		139,102		5,189,954	1,465,051	58,277	29,477	3,637,149	5,189,954	Budget Cuts	
County Attorney	1,317,890	73,809		8,865		1,400,564	254,275	75,084	32,429	1,038,776	1,400,564	Budget Cuts	
County Planner	242,765	8,380		3,154		254,299	26,902			227,397	254,299	Budget Cuts	
County Coroner	262,274	69,281		15,456		347,011	199			346,812	347,011	Budget cuts	
Agricultural Department	154,076	51,530		9,638		215,244	3,405			211,839	215,244	Budget cuts	
District court	417,244	95,356				512,600	65,453	993	497	445,657	512,600	Budget cuts	
Circuit court/Drug court	630,357	49,156		3,496		683,009	14,914		488,078	180,017	683,009	Budget cuts	
Courthouse	460,528	289,720		72,128		822,376	6,349			816,027	822,376	Budget cuts	
Jail	3,362,518	1,532,126		59,958		4,954,602	255,006			4,699,596	4,954,602	Budget cuts	
Road and bridge	1,853,948	7,800,613		990,892		10,645,453	6,328,129	61,452	448,803	3,807,069	10,645,453	1% funding more construction	
Civil defense/emergency management	129,263	14,027				143,290	74,754			68,536	143,290	Budget cuts	
Elections	68,847	122,480		9,595		200,922	3,599			197,323	200,922	Election Year	
Health (other than hospitals)	542,777	515,004		7,757		1,065,538	413,701	149,490	56,040	446,307	1,065,538	Budget cuts	
Libraries			650,680			650,680			454,588	196,092	650,680	building improvement	
Fire				21,515		21,515				21,515	21,515	Reduced funds	
Financial administration	81,218	88,103		75,106		244,427				244,427	244,427	Budget cuts	
Juvenile probation services	340,932	16,812				357,744	12,345	15,224	92,938	237,237	357,744	Budget cuts	
Public works	61,319	706,080				767,399	33,865			733,534	767,399	Budget cuts	
Social services - Other		81,200				81,200				81,200	81,200	Budget cuts	
County administration		367,019				367,019	1,079			365,940	367,019	Budget cuts	
Miscellaneous Abandon Vehicles		4,464				4,464	25,602			-21,138	4,464		
Miscellaneous		250,000				250,000				250,000	250,000		
Economic Development	0	254,464		0	0	254,464	25,602	0	0	228,862	254,464		
Miscellaneous Total	16,459,573	13,469,836	650,680	1,437,039	0	32,017,128	9,652,525	360,520	1,602,850	20,401,233	32,017,128		
PERSONNEL EXPENDITURES													
County's total expenditures for salaries and wages (also be included in column (a))											10,509,651		