





Pursuant to W.S. §18-3-515, the Board of Fremont County Commissioners have received the preceding 12 months of receipts and expenditures for Fremont County Government and shall proceed with advertising by posting on the county's designated official website in the manner provided in W.S. §18-3-516(f) and published at least once in the county's designated official newspaper.

  
\_\_\_\_\_  
Douglas L. Thompson, Chairman

  
\_\_\_\_\_  
Date

  
\_\_\_\_\_  
Julie A. Freese, Fremont County Clerk



The seal is circular with a dotted border. The text 'FREMONT COUNTY' is at the top, 'STATE OF WYOMING' is at the bottom, and 'COUNTY CLERK' is in the center. There are two stars on either side of the central text.

  
\_\_\_\_\_  
Date

**ENTITY: FREMONT COUNTY CLERK  
 COUNTY: FREMONT  
 CURRENTLY PRIMARY MAILING ADDRESS:**

450 N. 2ND ST. #220  
 LANDER  
 WY  
 82520

**REPORT YEAR: 2015**

**PART I**

Item Description	(a)	(b)	(c)	(d)	(e)	Total	User Charges and fees	Federal State Grants	Designated State/Local Revenues	County general revenues	Total	comments
	(a)	(b)	(c)	(d)	(e)		(f)	(g)	(h)	(i)		
Board of county commissioners	299,401	114,822		2,375		416,598	16,157			400,441	416,598	
County clerk	844,255	144,371		14,365		1,002,991	565,565			437,426	1,002,991	
County Treasurer	613,882	72,585		4,325		690,792	100,615			590,177	690,792	
County Assessor	788,275	83,640		9,898		881,813	441			881,372	881,813	
County Sheriff	4,185,190	942,189		180,738		5,308,117	1,867,277	190,141	49,237	3,201,462	5,308,117	
County Attorney	1,397,098	83,606		13,289		1,493,993	300,275	93,984		1,099,734	1,493,993	
County Planner	277,791	17,031		4,195		299,017	20,319			278,698	299,017	
County Surveyor												
County Coroner	294,425	109,163		11,908		415,496	5,697			409,799	415,496	
Agricultural Department	194,972	59,300		16,045		270,317	2,915			267,402	270,317	
District court	439,262	193,674		4,189		637,125	67,005	17,879		552,241	637,125	
Circuit court/Drug court	697,507	93,218		6,796		797,521	42,445	551,317	49,237	154,522	797,521	
Courthouse	407,299	310,719	4,725,966	95,839		5,539,823		2,417,872	2,002,922	1,119,029	5,539,823	
Jail	3,427,247	1,396,342		58,778		4,882,367	246,755	5,000	87,481	4,543,131	4,882,367	
Road and bridge	2,156,069	2,373,750	4,456,430	668,546		9,654,795	6,280	1,960,625	3,916,630	3,771,260	9,654,795	
Water commissioner												
Sewerage												
Civil defense/emergency management	126,588	65,322				191,910	30,950	61,463		99,497	191,910	
Elections	78,578	145,077		8,937		232,592	4,092			228,500	232,592	

Health (other than hospitals)	3,099,643	745,218	11,605	3,856,466	2,351,335	504,756	177,998	822,377	3,856,466
County hospital									
Libraries			50,537	50,537		50,537			50,537
Fair									
County airport									
Fire		161,237		161,237		161,237			161,237
Protective inspection and regulation									
Trash collection/landfill									
Natural resources									
Parks/Recreation/Museums									
Financial administration	261,302	79,532	87,185	428,019	100			427,919	428,019
Juvenile probation	394,011	17,402	945	412,358		88,861	52,910	270,587	412,358
Social services - Welfare	83,628	769,611		853,239			97,290	755,949	853,239
Social services - Other		57,200		57,200				57,200	57,200
County administration		389,993		389,993			2,985	387,008	389,993
MISCELLANEOUS Abandon Vehicles									
MISCELLANEOUS Central Mail									
MISCELLANEOUS Economic Development		95,000		95,000				95,000	95,000
MISCELLANEOUS Home Land Security Grants									
MISCELLANEOUS Records Center									
MISCELLANEOUS Combined Communications Center									
MISCELLANEOUS Total		95,000		95,000				95,000	95,000
Total	20,066,423	8,520,002	9,232,933	39,019,316	5,628,223	6,103,672	6,436,690	20,850,731	39,019,316

**PERSONNEL EXPENDITURES**

Report here your county's total expenditures for salaries and wages (these amounts should also be included in column (a) of part 1) 13,333,504

**COMMENTS**